


Slide Switch 8.5(H)mm, 2mm-travel Type

SSSF Series



Large-size general purpose type well established in various fields.

- Detector
- Push
- Slide**
- Rotary
- Encoders
- Power



Typical Specifications

Items		Specifications
Rating (max.) / (min.) (Resistive load)		0.1A 30V DC/10μA 1V DC
Contact resistance (Initial performance/After lifetime)		25mΩ max./65mΩ max.
Operating force		Refer to the dimensions.
Operating life	Without load	10,000cycles
	With load	10,000cycles (0.1A 30V DC)

Dual-in-line
Package Type

TACT Switch™

Custom-
Products

Small size
General Use type

Big size
General Use type

Other Use type

Product Line

Travel (mm)	Actuator direction	Actuator length (mm)	Poles	Positions	Mounting method	Changeover timing	Soldering	Minimum order unit (pcs.)	Products No.	Drawing No.	
2	Vertical	6	1	2	Snap-in (t1.6)	Non shorting	Manual, Dip	4,000	SSSF011700	1	
		9		3					SSSF012100		
		6		2					2		SSSF014800
		9	3						SSSF021500		
		6	3						SSSF021900		
		9	3	SSSF024800					4		
		6	4	2							SSSF025100
		9		2							SSSF040800
	6	Horizontal		1				2	3,000	SSSF111800	6
	9		3					4,000	SSSF112500		
	6		2	3				3,000	SSSF114900	7	
	9							3,000	SSSF115300		
	6							2	2		3,000
	9		3	4,000					SSSF122400		
	6		4	2					3,000	SSSF125300	9
	9			2				4,000	SSSF125800		
6	2	2		4,000	SSSF141000	10					
9		2	4,000	SSSF141300							

Packing Specifications

Bulk

	Number of packages (pcs.)		Export package measurements (mm)
	1 case / Japan	1 case / export packing	
SSSF011700, SSSF012100 SSSF014800, SSSF021500 SSSF021900, SSSF024800 SSSF025100, SSSF040800 SSSF112500, SSSF115300 SSSF122400, SSSF125800 SSSF141000, SSSF141300	800	4,000	400 × 270 × 290
SSSF111800, SSSF114900 SSSF121900, SSSF125300	600	3,000	

Notes

1. Products other than those listed in the above chart are also available. Please contact us for details.
2. Please contact us for automotive use products.
3. Please place purchase orders per minimum order unit N (integer).

Dimensions

Vertical Actuator Type

Unit:mm

No.	Style	PC board mounting hole dimensions (Viewed from direction A)
1	<p>1-pole, 2-positions</p> <p>Operating force with detent : 2.5N ℓ : shaft length</p>	<p>3-φ0.7 holes</p>
2	<p>1-pole, 3-positions</p> <p>Operating force with detent : a → b } 2.2N b → a } 3N c → b } 3N ℓ : shaft length</p>	<p>5-φ0.7 holes</p>
3	<p>2-poles, 2-positions</p> <p>Operating force with detent : 2.5N ℓ : shaft length</p>	<p>6-φ0.7 holes</p>
4	<p>2-poles, 3-positions</p> <p>Operating force with detent : a → b } 2.2N b → a } 3N c → b } 3N ℓ : shaft length</p>	<p>10-φ0.7 holes</p>
5	<p>4-poles, 2-positions</p> <p>Operating force with detent : 2.5N ℓ : shaft length</p>	<p>12-φ0.7 holes</p>

Detector

Push

Slide

Rotary

Encoders

Power

Dual-in-line
Package Type

TACT Switch™

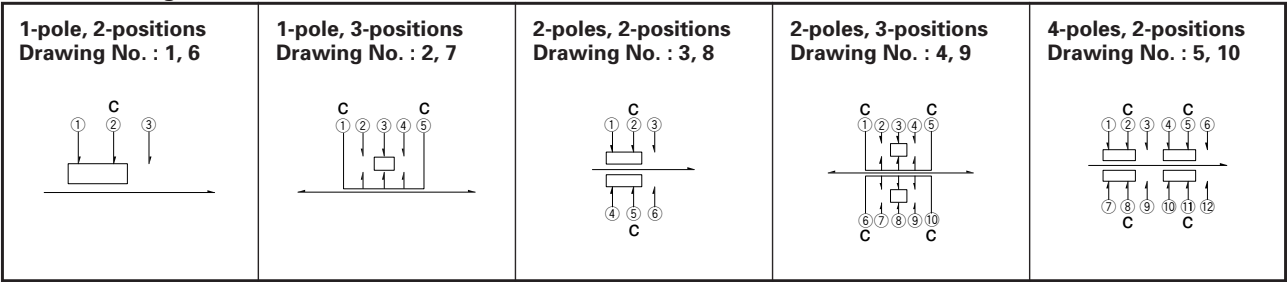
Custom-
Products

Small size
General Use type

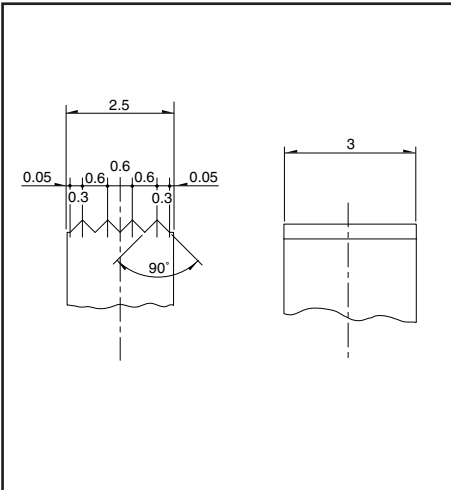
Big size
General Use type

Other Use type

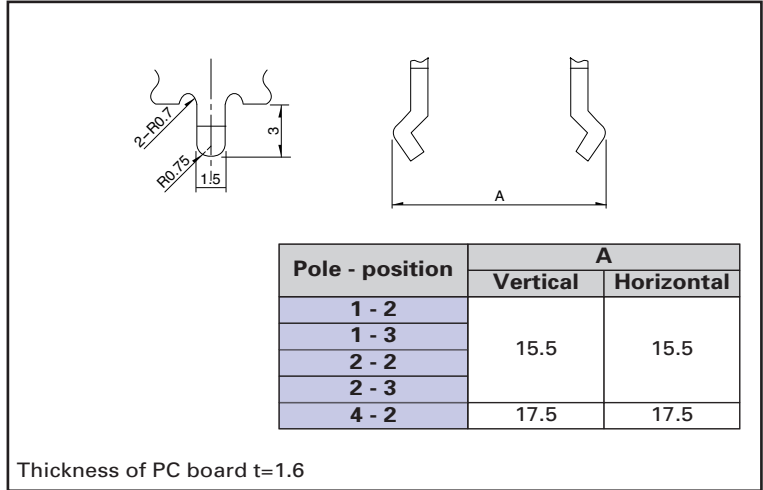
Circuit Diagram (Viewed from Direction A)



Actuator Configuration Unit:mm



Shape of Frame Leg Unit:mm



Detector

Push

Slide

Rotary

Encoders

Power

Dual-in-line
 Package Type

TACT Switch™

Custom-
 Products

Small size
 General Use type

Big size
 General Use type

Other Use type

List of Varieties

Series	SSSS9 ※	SSSF ※	SSSU ※	SSSB	SSAA ※	SSAC	SSAB	
Detector								
Push								
Slide								
Rotary								
Encoders								
Power								
Dual-in-line Package Type								
TACT Switch™								
Custom-Products								
Small size General Use type								
Big size General Use type								
Other Use type								
Outline specifications	Travel (mm)	2		3	4	2	1.5	1.9 2
	Actuator direction	Vertical Horizontal			Vertical	Horizontal		Vertical Horizontal
Dimensions (mm)	W	14	16.5	24.5	29	12.4	9.5	9
	D	4.7	7		9	6	5.5	4.2
	H	5	8.5		12	5	5.2	8.5
Operating temperature range	-10°C to +60°C							
Automotive use	—	—	—	—	—	—	—	
Rating (max.)/(min.) (Resistive load)	0.1A 12V DC	0.1A 30V DC		0.3A 30V DC	0.1A 30V DC	1mA 5V DC	0.1A 12V DC	
	1mA 5V DC	10μA 1V DC			50μA 3V DC			
Electrical performance	Initial contact resistance	30mΩ max.	25mΩ max.		20mΩ max.	25mΩ max.	100mΩ max.	30mΩ max.
	Insulation resistance	100MΩ min. 500V DC					100MΩ min. 100V DC	100MΩ min. 500V DC
	Voltage proof	500V AC for 1minute					100V AC for 1minute	500V AC for 1minute
Mechanical performance	Terminal strength	3N for 1minute	5N for 1minute			5N for 1minute		
	Actuator strength	Operating direction 30N Pulling direction 10N	30N Static force		50N	10N	5N	30N 40N
Durability	Operating life without load	10,000cycles 60mΩ max.	10,000cycles 45mΩ max.		10,000cycles 40mΩ max.	10,000cycles 45mΩ max.	10,000cycles 200mΩ max.	1,000cycles 60mΩ max.
	Operating life without load Load:as rating	10,000cycles 80mΩ max.	10,000cycles 65mΩ max.		5,000cycles 60mΩ max.	10,000cycles 65mΩ max.		1,000cycles 80mΩ max.
Environmental performance	Cold	-20±2°C for 96h						
	Dry heat	85±2°C for 96h						
	Damp heat	40±2°C, 90 to 95%RH for 96h						
Soldering	Manual soldering	300±10°C 5s max.	350±10°C 3 ⁺¹ ₀	350±10°C 3 ⁺¹ ₀ s	350±10°C 3 ⁺¹ ₀ s	300±10°C 2s max.	350±10°C 3 ⁺¹ ₀ s	
	Dip soldering	260±5°C 5 [±] s (2times)		260±5°C 10±1s	260±5°C 10±1s	260±10°C 5±1s	260±5°C 10±1s	
	Reflow soldering	—						
Poles-positions	1-2	●	●	●	—	●	—	●
	1-3	●	●	●	—	●	—	—
	1-4	—						
	2-2	●	●	●	●	●	●	—
	2-3	●	●	●	●	●	●	—
	2-4	—						
	4-2	—	●	●	●	—	—	—
Page	152	157	161	165	168	171	173	

- Slide Switches Soldering Conditions175
- Slide Switches Cautions176

Note

※The operating temperature range for automotive applications can be raised upon request. Please contact us for details.